

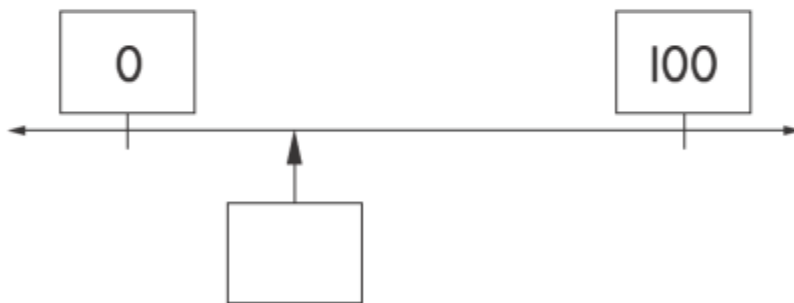
NUMBER LINE

KS1 – 2003 Paper 2

1.

21 Estimate the number marked by the arrow.

Write the number in the empty box.

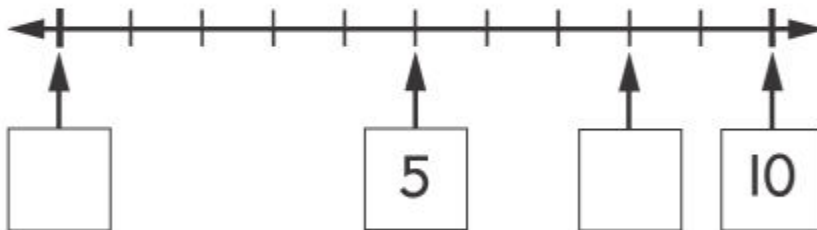


KS1 – 2004 Paper 1

1.

19 Look at this number line.

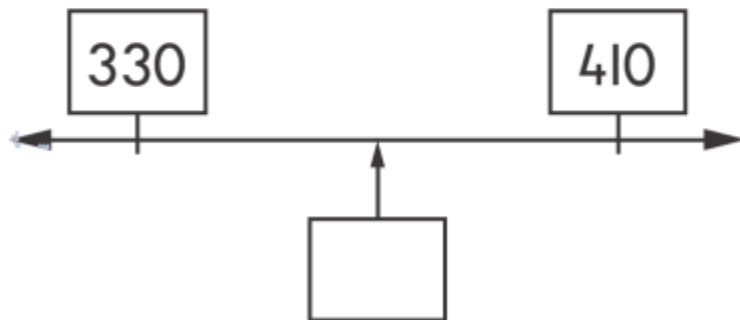
Write the missing number in the **2** empty boxes.



2.

25 Which number comes **halfway** between **330** and **410** ?

Write it in the box.

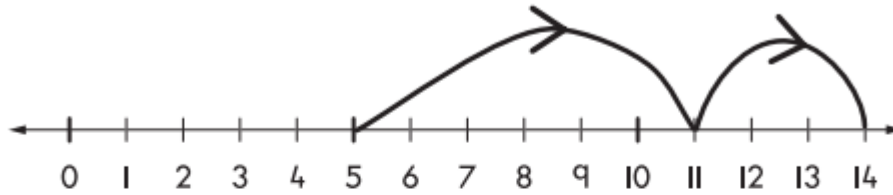


3.

24

Look at the number line.

It shows the sum that Fred did.



Tick (✓) the sum that Fred did.

$$5 + 7 + 2 = 14$$

$$5 + 6 + 3 = 14$$

$$5 + 5 + 4 = 14$$

$$5 + 8 + 1 = 14$$

9

Kiz worked out the answer to 7×3 on a number line.

Show how Kiz could have worked out the answer on this number line.




KS1 – 2007 Paper 1

5.

26 This number line goes up in tens.

Write the correct number in each box.

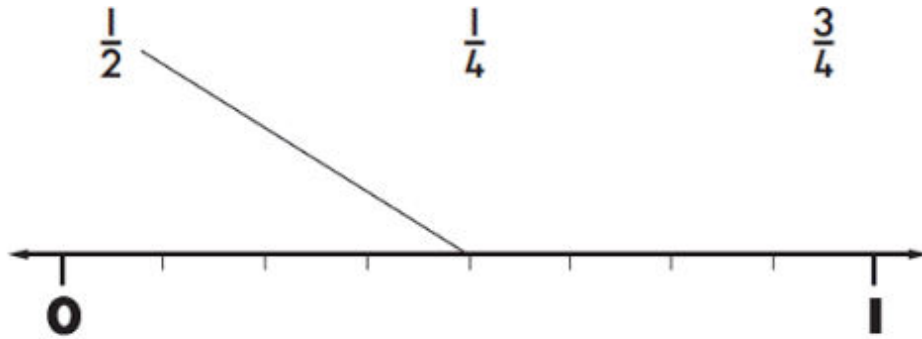


25

Look at the number line.

Join each fraction to the correct place.

One is done for you.



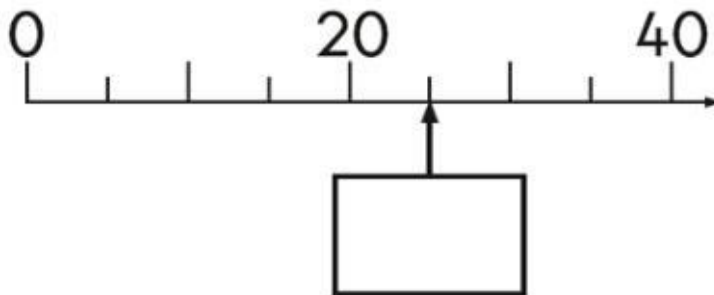
KS1 – 2016 Paper - Reasoning

7.

20

Look at the number line.

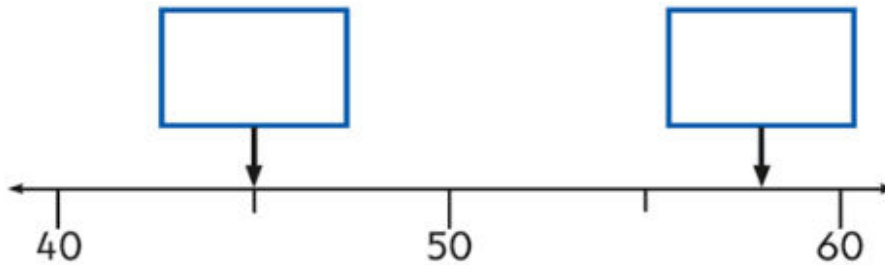
Write the correct number in the box.



KS1 – 2016 Paper – Reasoning (Second)

8.

16 Write the correct number in each box.



1 mark

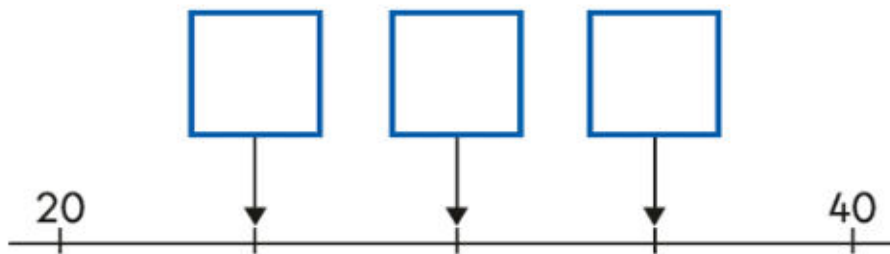
1 mark

KS1 – 2017 Paper – Reasoning

9.

20 The numbers on this number line go up by the **same amount** each time.

Write the missing numbers in the boxes.



1 mark

KS1 – 2018 Paper – Reasoning

10.

20 Here is part of a number line.

Write the correct number in the box.

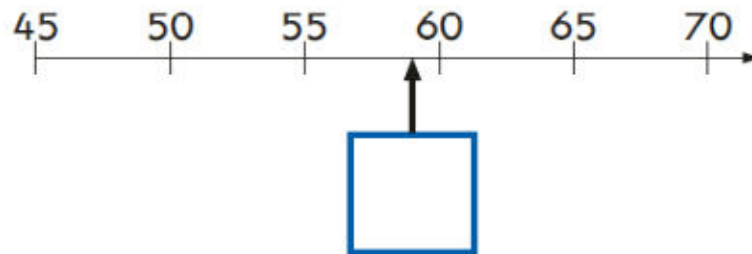


1 mark

KS1 – 2019 Paper – Reasoning

11.

14 Write the correct number in the box.



1 mark